

professional
hardscape lighting
solutions

Integral[®]
LIGHTING



Made in the U.S.A. | integral-lighting.com | 800.861.1364



IL6000.xxx.500

adjustable LED hardscape light



Scan for more information
or visit integral-lighting.com

Expect a higher level of function with our IL6000 full feature hardscape light.

The adjustable LED bracket allows up to 45 degrees of movement to direct light and remove hot spots from your wall. Supplied with our new THINSERT®... a thin stainless steel sleeve allows for easy extraction and reinsertion after service.

See page 3 for details



Stainless Steel

outdoor kitchen fixtures



Scan for more information
or visit integral-lighting.com

Premium stainless steel fixtures are designed to seamlessly match outdoor kitchens, grills and cabinetry. The LED modules are attached with no visible fasteners to allow for installation under the cap or anywhere within the wall. Available in four varied lengths and the choice of three LED color outputs.

See page 4 for details

- Constructed of stainless steel and durable components in the USA
- Supplied with choice of 12vAC 2700K LED lamp or 11.5 watt Xenon bulb
- Choose from brushed stainless steel or four powder coated finishes
- Serviceable wedge base socket includes 72" lead

IL60.xxx

entry level hardscape fixture



Scan for more information
or visit integral-lighting.com

Index

- 3 IL6000 Adjustable LED Light
- 4 Stainless Steel Outdoor Kitchen Fixtures
- 5 Pavelux® LED Paver Insert
- 8 LED Fixture Comparison
- 9 IL4 LED Hardscape Light
- 11 IL6 LED Hardscape Light
- 13 IL300 LED Hardscape Light
- 15 IL600 LED Hardscape Light
- 19 IL6 Xenon Hardscape Light
- 21 IL18 Xenon & LED Hardscape Light
- 25 PL24 Xenon & LED Paver Accent Light
- 27 Deck Lighting
- 29 LED Upgrades & Filters
- 30 Transformers & Accessories
- 31 Installation Advice
- 33 Warranty Information
- 34 Finishes

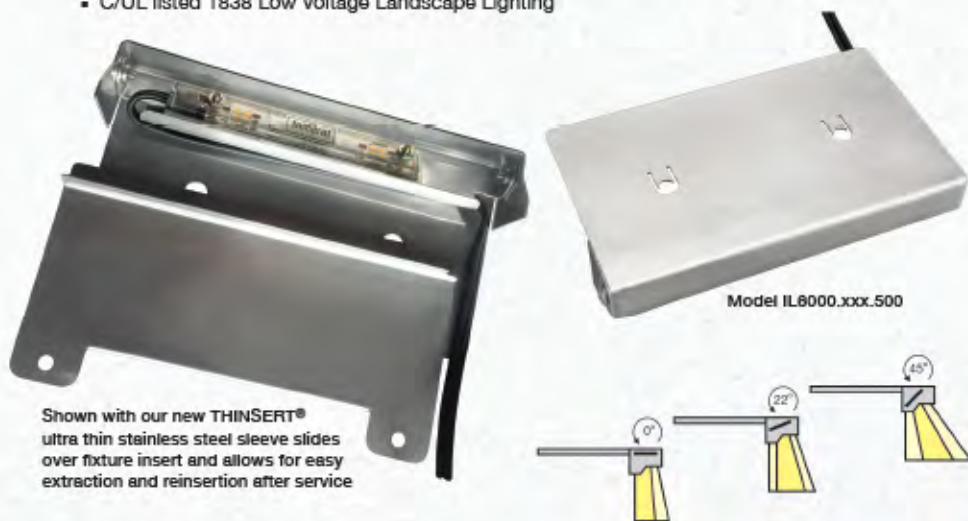


IL6000



a higher degree of functionality

- Allows up to 45 degrees of movement to direct light where you want it
- LED bracket is adjustable to remove hot spots from your wall
- Removable bracket allows for efficient LED module replacement
- Fixtures are supplied with our new THINSERT® for easy removal and reinsertion after maintenance
- C/UL listed 1838 Low Voltage Landscape Lighting




Standard Construction

- Adjustable LED mounting
- Choose from 5 popular finishes
- Stainless Steel 20g alloy 304
- Supplied with THINSERT® stainless sleeve
- Mechanically fastened LED package

Electrical Details

- Ultra efficient 2 watt LED package
- Choose from 4 LED outputs
- 2400K 2700K 3000K 4200K
- Life expectancy up to 40,000 hours
- Low voltage/12 volt AC operation
- 72" long 18/2 leads for connection

Model/Finish



Stainless Steel outdoor kitchen fixtures



- Sleek fixtures designed to seamlessly match outdoor kitchens, grill and cabinetry
- Energy efficient LED modules attached with no exposed fasteners
- Fixtures fit under cap or anywhere within wall
- Choose from four lengths in brushed stainless steel with various LED color options
- C/UL listed 1838 Low Voltage Landscape Lighting



Standard Construction

- 4 lengths all with a 1/2" profile
- Stainless Steel 20g alloy 304
- Integrated cleats for easy fit
- Mechanically fastened LED package

Electrical Details

- Ultra efficient 2 watt LED package
- Choose from 4 LED outputs
- 2400K 2700K 3000K 4200K
- Life expectancy up to 40,000 hours
- Low voltage/12 volt AC operation
- 72" long 18/2 leads for connection

pavelux®


the next generation of paver lighting
designed and built in the U.S.A.

pavelux® is a waterproof, completely encapsulated LED paver insert designed to minimize impact on your design without sacrificing lighting effects at night. A choice of three lengths insert easily into your hardscape accent border with no cutting or drilling.

- Installs quickly into any hardscape surface
- Adapts easily to any block thickness
- Unique design keeps the fixture in place when installed properly
- Perfect for all segmental hardscapes, brick, bluestone and more
- Ultra efficient LED is 12vAC magnetic and electronic transformer compatible
- No powder coated parts to misplace or scratch
- No batteries or sockets to fail or replace
- No metal parts to corrode



durable enough for your driveway
discreet enough for your patio



Pure White LED

IP4.100.500 1 watt LED 3000K
4"(L) x .75"(W) x 2.0"(H)

IP6.100.500 2 watt LED 3000K
6"(L) x .75"(W) x 2.0"(H)

IP8.100.500 2 watt LED 3000K
8"(L) x .75"(W) x 2.0"(H)

Ultrawarm White LED

IP4.100.550 .25 watt LED 2400K
4"(L) x .75"(W) x 2.0"(H)

IP6.100.550 .50 watt LED 2400K
6"(L) x .75"(W) x 2.0"(H)

IP8.100.550 .50 watt LED 2400K
8"(L) x .75"(W) x 2.0"(H)

Specifications

- Molded from UV resistant polycarbonate for durability
- Completely encapsulated integrated LED circuitry for long life
- Integrated strain relief
- 72" 18/2 wire for connection at perimeter of project
- Low voltage 12vAC operation
- Magnetic and electronic transformer compatible

IP67 rated



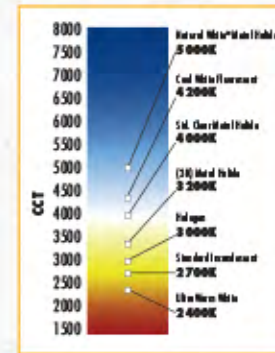
UL1838 low voltage landscape lighting

Compare...

our Xenon and State of the Art LED fixtures at a glance.





Hybrid AC technology provides compatibility with existing landscape systems without the need for additional drivers or electronics.

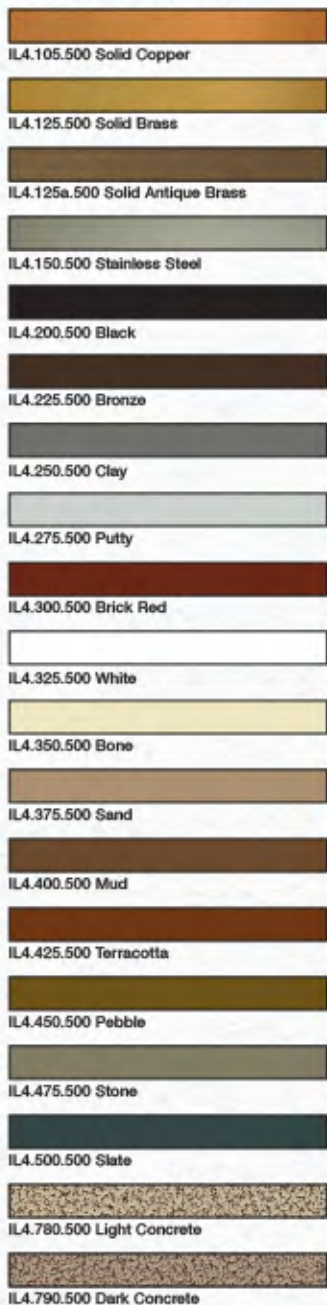


- Functional design and simple installation
- Compact low-profile for a discreet look during the day
- LEDs last up to 10x longer than Xenon bulbs
- LEDs use up to 75% less energy than conventional lighting
- No glass bulbs or elements to break
- Integral LED fixtures are safe to mount on all surfaces, including wooden decks
- Fully dimmable LED package
- Magnetic and electronic transformer compatible

	IL6 Original	IL6 LED	IL4 LED	IL300 LED	IL600 LED
	Page 19	Page 9	Page 7	Page 13	Page 15
Light Source	Xenon Lamp	Light Emitting Diode	Light Emitting Diode	Light Emitting Diode	Light Emitting Diode
Color Appearance	2800K	3000K	3000K	2400K	2400K
2700K Filter Option	NO	YES	YES	NO	NO
4200K Filter Option	NO	YES	YES	NO	NO
Voltage	12v AC	11.5v AC	11.5v AC	11.5v AC	11.5v AC
Life Expectancy	10,000 Hours	40,000 Hours	40,000 Hours	40,000 Hours	40,000 Hours
Brightness in Lumens	120 Lumen	120 Lumen	60 Lumen	40 Lumen	80 Lumen
Brightness Common Factor	11.5 Watts	10.0 Watts	5.0 Watts	4.0 Watts	8.0 Watts
Dimmable	YES	YES	YES	YES	YES
Energy Used	11.5 Watts	2.0 Watts	1.0 Watt	.25 Watt	.50 Watt



Model/Finish



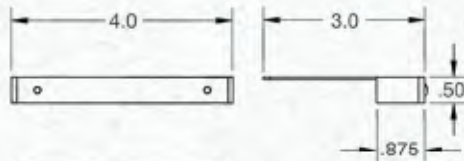
90 more custom colors to choose from at integral-lighting.com

IL4LED

the best way to illuminate tight spaces or create a subtle ambiance.



Model IL4.250.500 Clay finish



Standard Construction

Dimensions: 4.0" wide x .50" height

Choose from 19 finishes

Faceplates heavy duty and field replaceable

- Aluminum .090 thick alloy 5052T
- Solid Copper or Brass .090 thick
- Stainless Steel 18g alloy 304

6-32 slotted brass or stainless steel screws

Self leveling insert is Heavy 18 gauge

304 Stainless Steel

Holes threaded to insert plate

UL1838 Listed Product

Electrical Details

1.0 watt LED package

3000K white output

Filters available for 2700K or 4200K

Life expectancy up to 40,000 hours

Output similar to 5 watts

Low voltage/12 volt AC operation

Compatible with all low voltage lighting systems

72" long 18/2 leads for connection

Magnetic and electronic transformer compatible

LED color output options



3000K our original white
order as listed



2700K incandescent look and feel
add suffix .200 to model number



4200K cool white
add suffix .400 to model number



IL4 LED specifications



Model/Finish



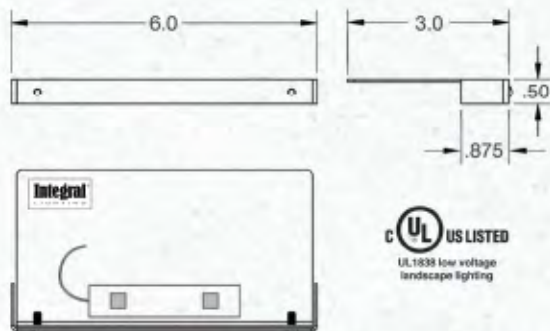
90 more custom colors to choose from at integral-lighting.com

IL6LED

our most popular fixture, equipped with an ultra-efficient LED package.



Model IL6.225.500 Bronze finish



Standard Construction

Dimensions: 6.0" wide x .50" height

Choose from 19 finishes

Faceplates heavy duty and field replaceable

- Aluminum .090 thick alloy 5052T
- Solid Copper or Brass .090 thick
- Stainless Steel 18g alloy 304

6-32 slotted brass or stainless steel screws

Self leveling insert is Heavy 18 gauge
304 Stainless Steel

Holes threaded to insert plate

UL1838 Listed Product

Electrical Details

2.0 watt LED package

3000K white output

Filters available for 2700K or 4200K

Life expectancy up to 40,000 hours

Output similar to 10 watts

Low voltage/12 volt AC operation

Compatible with all low voltage
lighting systems

72" long 18/2 leads for connection

Magnetic and electronic transformer
compatible

LED color output options



3000K our original white
order as listed




2700K incandescent look and feel
add suffix .200 to model number



4200K cool white
add suffix .400 to model number



IL6 LED specifications



Model/Finish

IL300.700.xxx Carbon

IL300.710.xxx Textured Bronze

IL300.720.xxx Cinder

IL300.730.xxx Platinum

IL300.740.xxx Mineral

IL300.750.xxx Terra

IL300.760.xxx Dirt

IL300.770.xxx Sandstone

IL300.780.xxx Light Concrete

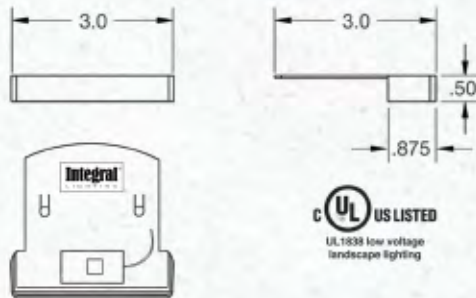
IL300.790.xxx Dark Concrete

IL300LED

our most compact fixture, designed to disappear until you need it.



Model IL300.740.550 Mineral finish



Standard Construction

Dimensions: 3.0" wide x .50" height

Choose from 10 finishes

Stainless Steel 20g alloy 304 unibody construction

Mono-color polyester powder coat

Integrated cleats for easy retrofits

Mechanically fastened LED package

UL 1838 Listed Product

Electrical Details

Ultra-efficient LED package

Choose from 2400K or 3000K output

Life expectancy up to 40,000 hours

Fully dimmable LEDs

Low voltage/12 volt AC operation

Compatible with all low voltage lighting systems

72" long 18/2 leads for connection

Magnetic and electronic power supply compatible

LED color output options



2400K ultrawarm white
order with suffix.550
.25 watt LED package
Output similar to 4.0 watts



3000K our original white
order with suffix.500
1.0 watt LED package
Output similar to 5.0 watts



IL300 LED specifications



Model/Finish

IL600.700.xxx Carbon

IL600.710.xxx Textured Bronze

IL600.720.xxx Cinder

IL600.730.xxx Platinum

IL600.740.xxx Mineral

IL600.750.xxx Terra

IL600.760.xxx Dirt

IL600.770.xxx Sandstone

IL600.780.xxx Light Concrete

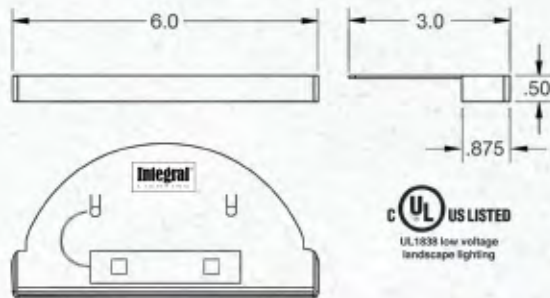
IL600.790.xxx Dark Concrete

IL600LED

the most versatile fixture on the market, perfect for existing hardscapes.



Model IL600.780.550 Light Concrete finish



Standard Construction

Dimensions: 6.0" wide x .50" height

Choose from 10 finishes

Stainless Steel 18g alloy 304
unibody construction

Mono-color polyester powder coat

Integrated cleats for easy retrofits

Mechanically fastened LED package

UL 1838 Listed Product

Electrical Details

Ultra-efficient LED package

Choose from 2400K or 3000K output

Life expectancy up to 40,000 hours

Fully dimmable LEDs

Low voltage/12 volt AC operation

Compatible with all low voltage
lighting systems

72" long 18/2 leads for connection

Magnetic and electronic power supply
compatible

LED color output options



2400K ultrawarm white
order with suffix.550
.50 watt LED package
Output similar to 8.0 watts



3000K our original white
order with suffix.500
2.0 watt LED package
Output similar to 10.0 watts



IL600 LED specifications




Create...


a backyard escape so you never have to leave town.



Visit integral-lighting.com for more lighting ideas.



Model/Finish



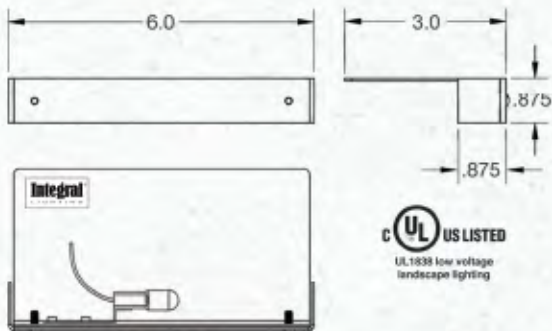
90 more custom colors to choose from at integral-lighting.com

IL6Xenon

our "original" fixture that started the hardscape lighting revolution.



Model IL6.350 Bone finish



Standard Construction

Dimensions: 6.0" wide x .875" height

Choose from 19 finishes

Faceplates heavy duty and field replaceable

- Aluminum .090 thick alloy 5052T
- Solid Copper or Brass .090 thick
- Stainless Steel 18g alloy 304

6-32 slotted brass or stainless steel screws

Self leveling insert is Heavy 18 gauge
304 Stainless Steel

Holes threaded to insert plate

UL1838 Listed Product

Electrical Details

Nylon socket with brass contacts

Long Life 11.5 watt Xenon lamp included

72" long 18/2 leads for connection

Lower wattage lamp may be used

Transformer required

Low voltage/12 volt AC operation

Compatible with existing 12v systems

For use with hardscapes only

Xenon color output




Long Life Xenon Bulb



LED replacement lamp
now available in warm white
See page 29 for more information



IL6 Xenon specifications



Model/Finish

Xenon models: delete ".500" from item no.



90 more custom colors to choose from at integral-lighting.com

IL18

available with dual Long Life Xenon bulbs or ultra-efficient LED packages.

Standard Construction

Dimensions: 18.0" wide x .875" height
(LED version: .5" height)

Choose from 19 finishes

Faceplates heavy duty and field replaceable

- Aluminum .090 thick alloy 5052T
- Solid Copper or Brass .090 thick
- Stainless Steel 18g alloy 304

6-32 slotted brass or stainless steel screws

Self leveling insert is Heavy 18 gauge

304 Stainless Steel

Holes threaded to insert plate

UL1838 Listed Product

Electrical Details


LED

- Dual 2.0 watt LED packages
- 3000K white output
- Filters available for 2700K or 4200K
- Life expectancy up to 40,000 hours
- Output similar to 20 watts
- Low voltage/12 volt AC operation
- Compatible with all AC low voltage systems
- 72" long 18/2 leads for connection


Xenon

- Nylon socket with brass contacts
- Long Life 11.5 watt Xenon lamps included (lower wattage lamps may be used)
- Transformer required


LED color output options




3000K our original white
order as listed




2700K incandescent look and feel
add suffix .200 to model number



4200K cool white
add suffix .400 to model number



IL18 LED specifications



IL18 Xenon specifications



Lighting...

built to last the lifetime of your hardscape.



Find the perfect fixture for your project at integral-lighting.com.



Model/Finish

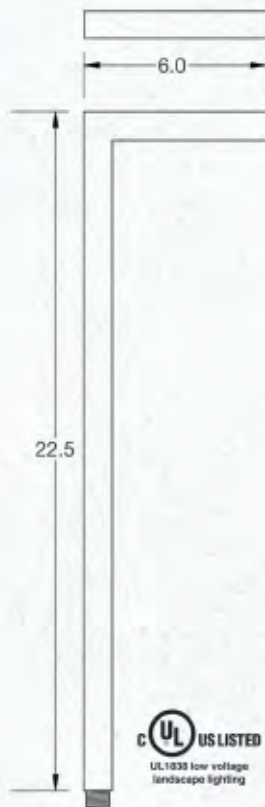
Xenon models: delete ".500" from item no.



90 more custom colors to choose from at integral-lighting.com

PL24

compliment your project with our simple and sleek paver accent light.



Standard Construction

Dimensions: 24.0" height x 6.0" width
 Choose from 19 finishes
 Stainless Steel reflector and spade stake
 Tubing heavy duty

- Aluminum .090 thick alloy 6061
- Solid Copper or Brass
- Stainless Steel 18g alloy 304

UL1838 Listed Product



PL24 LED (underside view)

Electrical Details

LED
 3.0 watt LED package
 3000K white output
 Filters available for 2700K or 4200K
 Life expectancy up to 40,000 hours
 Output similar to 15 watts
 Low voltage/12 volt AC operation
 Compatible with all low voltage lighting systems
 72" long 18/2 leads for connection
 Magnetic and electronic transformer compatible

Xenon
 Nylon wedge base socket with brass contacts
 Long Life 18 watt Xenon lamp included



PL24 LED specifications



PL24 Xenon specifications

LED color output options



3000K our original white
 order as listed



2700K incandescent look and feel
 add suffix .200 to model number



4200K cool white
 add suffix .400 to model number



DL Series

lighting designed specifically for traditional or modern railings, steps and decks.

Our DL series is perfect for installations in traditional or modern railings, steps and decks. These fixtures were designed to be compact, concealed and coordinate seamlessly with your hardscape installation.

DL3 & DL4 Electrical Details

- 1.0 watt LED package
- 3000K white output
- Filters available for 2700K or 4200K
- Life expectancy up to 40,000 hours
- Output similar to 5 watts
- Fully dimmable LEDs
- Low voltage/12 volt AC operation
- Compatible with all low voltage lighting systems
- 72" long 18/2 leads for connection
- Magnetic and electronic transformer compatible



UL1838 low voltage landscape lighting

LED color output options



- 3000K our original white order as listed
- 2700K incandescent look and feel add suffix .200 to model no.
- 4200K cool white add suffix .400 to model no.



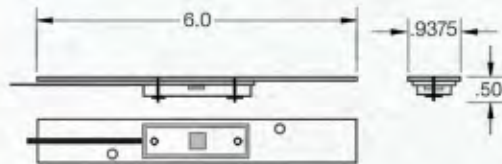
Model DL3.100.500

designed to be used in between balusters without a shroud

15/16" width fits baluster spacings 2" thru 4"

Fixture held in place during rail assembly without fasteners

Able to be completely recessed for concealment in many modern deck systems



DL3.100.500 specifications



Model DL3.xxx.500

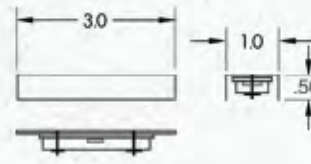
designed to be used with or without color-coordinated shroud

3" width x 1/2" height x 7/8" depth

Use with color coordinated shroud when unable to mount in rail cavity

All parts are 316 Stainless Steel for durability

Available in 18 finishes



DL3 LED specifications



Model DL4.xxx.500

perfect for illuminating steps and risers

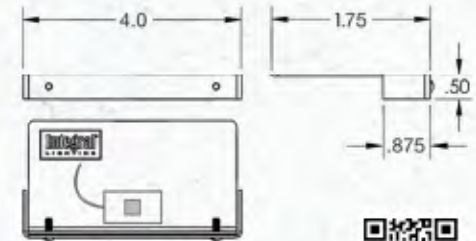
4" width x 1/2" height x 7/8" depth

Faceplates heavy duty and field replaceable

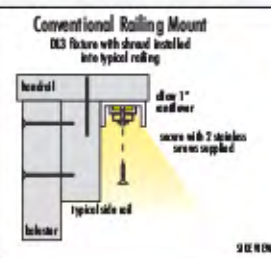
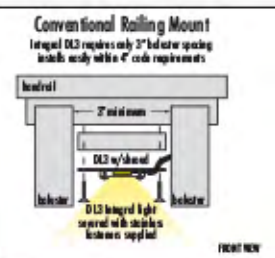
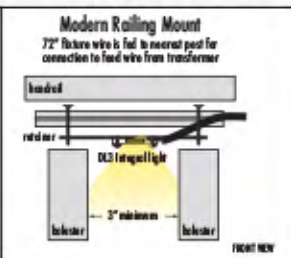
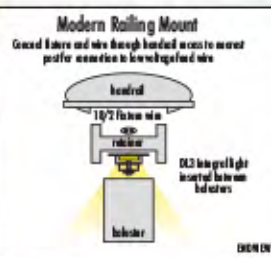
6-32 slotted stainless steel screws

Insert is 316 24g Stainless Steel

Available in 18 finishes



DL4 LED specifications



LED Upgrades...

for your **incandescent fixtures**

LED Replacement Lamp...



- 12VAC T5 Wedge Base Lamp
- 1.0 watt consumption
- 10.0 watt equivalent output
- 360 degree light distribution

IL200.185 (2700K warm white output)

LED Module Upgrade Kit...



Our energy efficient LED module installs easily into your existing Integral hardscape fixtures with Stainless Steel fasteners for a professional installation.

- Choose from 2700K, 3000K, or 4200K color output
- Energy efficient hybrid 12v AC technology
- Hardware and instructions included

IL200.205 (1.0w consumption/5.0w output)

IL200.210 (2.0w consumption/10.0w output)

LED Filters...

customize your **color output** to your unique style and project



Original Pure White
3000K



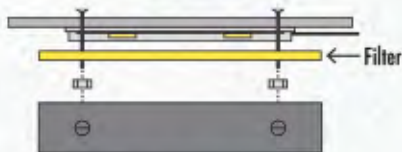
LED Filter .200
2700K incandescent white equivalent



LED Filter .400
4200K cool white equivalent

Ordering sample: IL6.225.500.400

(6" length/bronze finish/LED/4200K)



*addition of filter option may slightly reduce light output

The Integrator...

our solution for **easy installation** in mortared walls



IL200.650 6" insert plate

IL200.651 18" insert plate

IL200.652 4" insert plate

Preinstall our insert and eliminate the headache in four easy steps. 1. Mount insert plate 2. Mortar cap stones 3. Insert fixture 4. Make electrical connections

- Stainless steel insert supplied with fasteners
- Flexible conduit attached for easy connection behind wall
- Maintains alignment and level fixture for final installation
- Designed for 1/2" mortar bed
- Fixture inserts easily after mortared cap is installed

Perfect with brick, bluestone, stucco, cap stones, travertine, precast concrete

Accessories...

for a **professional installation** each and every time

Professional Series Transformers

- Timer or photocell ready
- Stainless Steel housing
- Multi-tap 12/13/14/15 volts
- 150w and 300w magnetic

IL200.561 (150w)

IL200.563 (300w)

IL200.565 (timer plug-in)

IL200.566 (photocell plug-in)



Low Voltage Power Supply

- Interval timer and photocell
- Resin housing
- 60w and 150w magnetic

IL200.500 (60w)

IL200.552 (150w)

LED Transformer

- Interval timer and photocell
- Resin housing
- 60w electronic
- Powers 1-15 LED fixtures and adjusts automatically to deliver 11.5 volts

IL200.515 (60w)



Install...


our complete Installation Guide is available at integral-lighting.com.



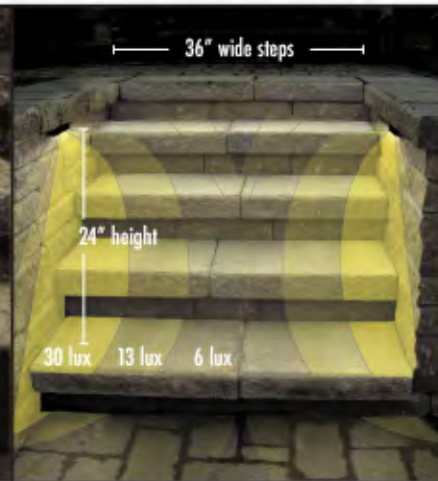
Our fixtures are designed to install easily into new construction or existing hardscapes.

Illuminate...

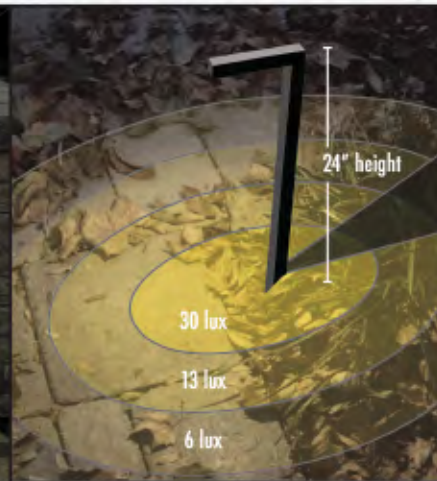
what you can expect when the sun goes down.




IL18.xxx
installed under stone tread



IL6.xxx
installed under stone cap



PL24.xxx paver accent light



IL6.xxx installed under stone cap

notes about our lighting specifications

Illumination measurement of light generated... Conversion: approx. 1 footcandle = .0929 lux.
Information supplied is based on using a 10 watt Xenon Lamp powered at 12.0 volts. Light output is similar when using our energy efficient LED. Your illumination may vary based on color of hardscape material due to reflectance factors. Measurements are approximate.



Installation Guide

A different kind of company...

Whether you're transforming your backyard into an outdoor living area or installing an ambiance into existing hardscapes, nothing compares to Integral Lighting. Our fixtures are a combination of clean design, easy installation and non-corrosive components, ensuring your lights last the lifetime of your hardscape.

Recognizing that every installation is unique, we offer more fixture options than any other company ...

- 13 individual models with many options
- Over 100 durable finishes to match any hardscape
- 4 LED color outputs

Our company values shine in every fixture we build and every service we provide. As an intentionally small Pennsylvania company, we have remained committed as an American manufacturer for over 25 years. This strategy allows us to pass along benefits that multinational companies cannot offer.

- Same day shipping
- Live toll free technical help
- Design and installation assistance
- Mobile text support
- Online replacement parts
- Lifetime Limited Warranty

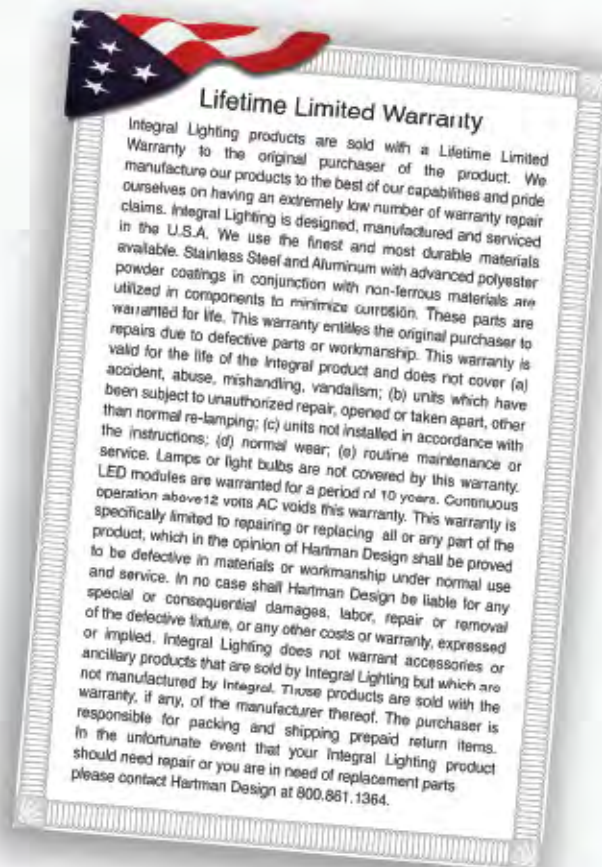
We realize you have a choice in hardscape lighting and we are thrilled Integral Lighting remains your #1 choice.

Your satisfaction is guaranteed.

Thank you to the distributors, contractors and designers who have contributed their creative works to make this brochure possible.

Integral
LIGHTING

Our guarantee to you...



Guaranteed Lifetime Service

We make it simple for you to obtain no hassle service and extend our LED warranty to 15 years.

Registration is validated in minutes online or by calling 800.861.1364.

Over 100 Finishes...

27 in stock for **same day shipping**

90 more **custom colors** to choose from at integral-lighting.com

Our finishing process... We utilize a state of the art, eight step pretreatment process to ensure that you end up with only the finest product. Most pretreatment processes do not remove enough particulates to ensure maximum adhesion.

Our pretreatment processes and final rinse of filtered freshwater ensures removal of earlier washes and particulates. Our powder coating process is PCI 3000 certified.

Having a difficult time deciding on the perfect finish for your project? Contact us today for free color samples.

How may we help?

Call **800.861.1364** or visit integral-lighting.com for design ideas, replacement parts, specification sheets, FAQs and more.



Solid Copper.105

Solid Brass.125

Solid Antique Brass.125a

Stainless Steel.150

Black.200

Bronze.225

Clay.250

Putty.275

Brick Red.300

White.325

Bone.350

Sand.375

Mud.400

Terracotta.425

Pebble.450

Stone.475

Slate.500

Carbon.700

Textured Bronze.710

Cinder.720

Platinum.730

Mineral.740

Terra.750

Dirt.760

Sandstone.770

Light Concrete.780

Dark Concrete.790

90 more custom colors to choose from at integral-lighting.com



Integral®
LIGHTING

51 North Elm Street Wernersville, PA 19565 Phone: 800.861.1364 Fax: 800.388.2898 integral-lighting.com

We reserve the right to incorporate changes and innovations which do not affect the performance of our products. Prices are subject to change without notice.
Integral Lighting and Pavexlux are registered trademarks of Hartman Design Inc. Patents integral-lighting.com/patents Other Patents Pending
Copyright 2018 Hartman Design Inc.